

Screening Retinal Photography

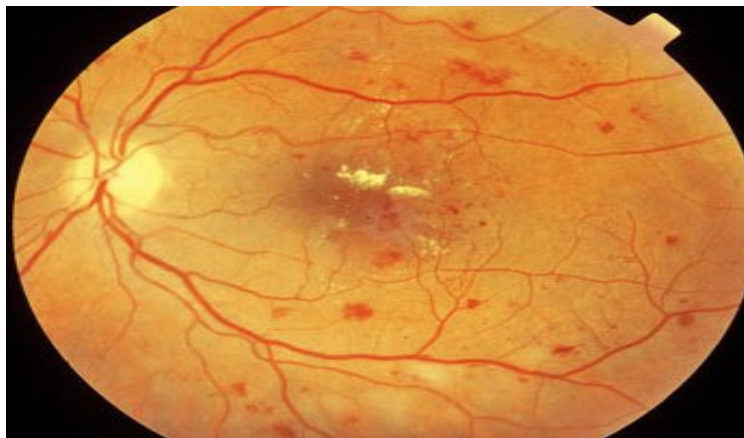
Screening Retinal Photography is strongly recommended to give the doctor, and you, a permanent record of how your retina looks today. This is used to compare changes to your eyes in the future. These photos can facilitate earlier detection of many sight threatening diseases.



Normal Retina



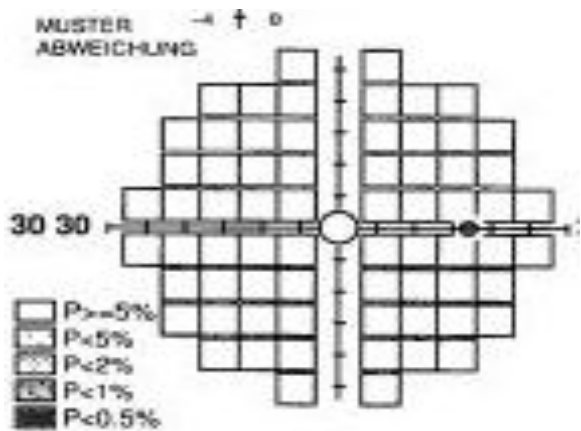
Macular Degeneration



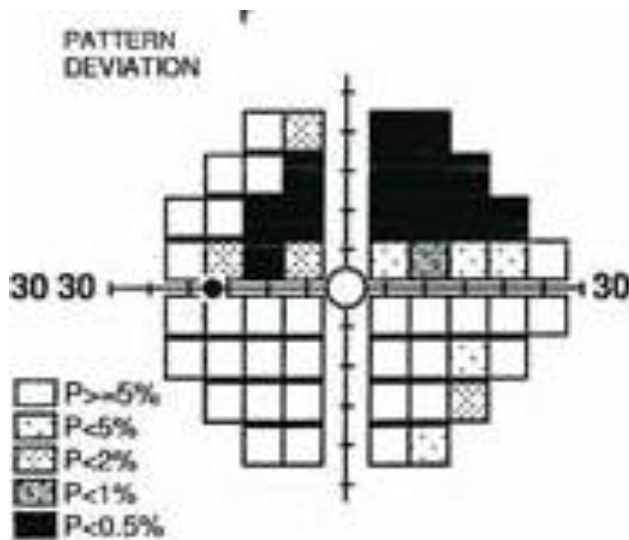
Diabetes

Screening Visual Field Testing

Screening Visual Field Testing is strongly recommended to assess the function of the optic nerve as it passes through the brain. This is a part of the eye that the doctor cannot see during a routine eye exam. This test can screen for diseases such as glaucoma, strokes, and tumors.



Normal field of vision



Glaucoma

Screening Retinal Photography

Yes, I would like photographs taken today

No, I elect to defer photographs today

Screening Visual Field Testing

Yes, I would like visual field testing done today

No, I elect to defer visual field testing today

**Cost: Photography alone \$25, Visual Field alone \$25,
Both tests together \$40 (save \$10)**

Please note: Even if you decline 'screening' testing today, the doctor may take retinal photography or threshold visual field testing for medical reasons. Medical testing is necessary to document and monitor certain retinal and systemic diseases (such as diabetes, glaucoma, or high blood pressure). These procedures will be billed to your medical insurance, and are not optional. We cannot guarantee that your medical insurance will pay for this procedure. You will be responsible for any balance not covered by your insurance for this procedure.

Patient Signature _____ Date _____